



College Application and Post High School Process Class of 2024

Bulldog Nation



Class of 2024 Google Classroom

This will be your #1 resource as you navigate through your SENIOR YEAR and planning for your future!

Class code: [uw3ohqr](#)



Do you know what you want to do after high school?

Post Secondary Options

Employment

Career College

Military or Military Academy

Apprenticeship Program

Gap Year

College (2 year and/or 4 year)





College App Five Steps

Step 1: Creating your College List

Step 2: Determining which Application to Use

Step 3: Completing and Submitting your Letter of Recommendation Packet (only if needed)

Step 4: Completing and Submitting your College Applications

Step 5: Requesting Transcripts (only if needed)



Step 1: Creating Your College List

*It is recommended that you apply to 6 to 10 different colleges or universities.
Your final college list should consist of approximately:*

3 reach schools= “A *reach* school is one where your academic credentials fall below the school’s range for the average freshman. Reach schools are long-shots, but they could still be possible. If you have a 2.0 GPA, Harvard is not a reach school — it’s a dream.”

3 match schools= “A *match* school is one where your academic credentials fall well within (or even exceed) the school’s range for the average freshman. There are no guarantees, but it’s not unreasonable to be accepted to several of your match schools.”

2 safety schools= “A *safety* school is one where your academic credentials fall above the school’s range for the average freshman. You can be reasonably certain that you will be admitted to your safety schools.”



College Search Tools

[Big Future](#)

[College Essay Guy](#)

[College Scorecard](#)

Look Directly on their
website
Freshman class Profile





University Profile Example

UC DAVIS

Applicants:

78,092

Admits:

30,508

Overall admit
rate:

39.1 %

GPA and test scores of middle 25%-75% students

High School GPA	4.00 - 4.26
ACT Composite Score	24 - 31
ACT English Language Arts	25 - 33
SAT Evidence Based Reading & Writing	610 - 710
SAT Mathematics	620 - 780
SAT Essay	15 - 18

All colleges
provide this
information!

UC Davis
Incoming
freshman
Class Data



Finding the Right “Fit”

Finding a college that is the right “fit” for you involves more than just finding out if the school offers your intended major.

The “gut check” questions:

Can I picture myself on this campus?

Do the students look like people I want to study with and learn from?

Do the students look happy, stressed or other?

Are the students I’m meeting enthusiastic about their school and excited about what they study, as well as the experiences available to them?

Do I get a good feeling from this school?





Application Deadlines

Early Decision (ED): is an accelerated process in which students complete and submit their applications in October or November. Early decision is binding. A student may apply to only one college early. If accepted, a student must withdraw all other college applications.

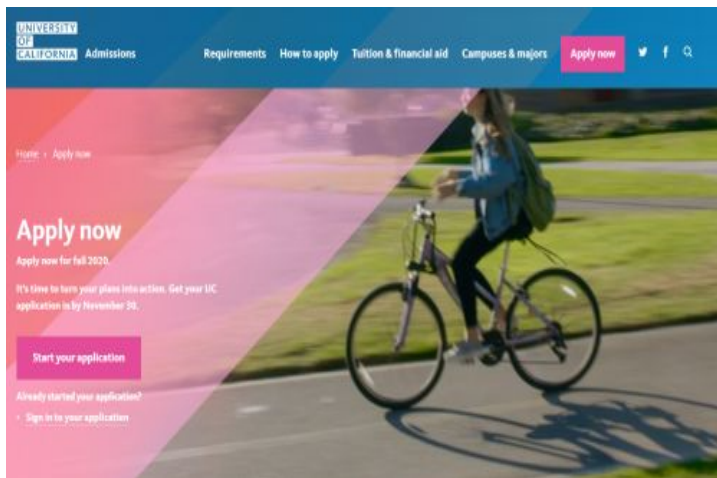
Early Action (EA): Early action is also an accelerated college application process in which students complete and submit their applications in November. Early action is not binding -- students are free to apply to other colleges. Although students receive early notification of an acceptance, they do not need to make a decision until the usual May 1 deadline.

Regular Decision: This is the most common admission process. Applications for admission are due sometime between November 30 and January 15 at most selective colleges.

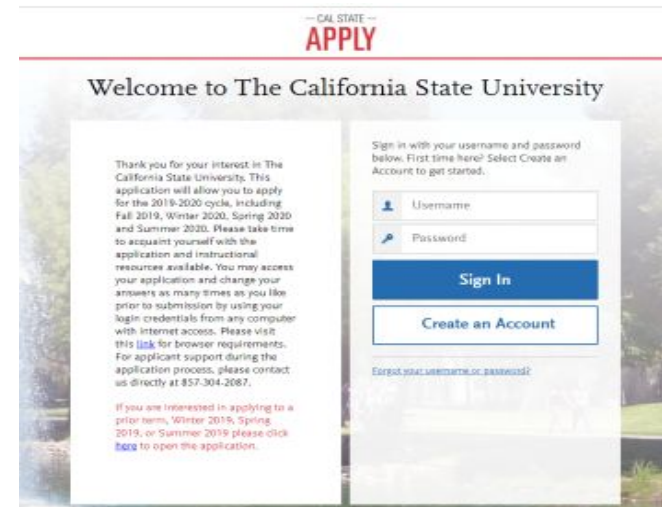
Rolling Admission: Students have a large window of time during which they can apply to a college or university. A college with rolling admission accepts applications for as long as spaces are available.



Step 2: Which Application



UC Application
NOW open



CSU Application
Opens Oct. 1st

Deadline November 30th
Do not wait until the last minute to submit!



More Applications

THE COMMON APPLICATION

Sign In to My Application

Don't have an account? [Create an Account](#)

Email

Password

[Need Help?](#) | [Forgot password?](#)

Sign In

Common Application

The Common App is a generic undergraduate college application that applicants may use to apply to any of the 700+ member colleges

Private and Out of State NON Common APP

Some colleges and universities have opted *not* to accept the Common Application.

These schools use their own application.

Non-Common App schools allow documents to be submitted the following ways: Mail, Coalition Application, Electronic Application



Testing Update ACT/SAT (UC/CSU)

SAT/ACT- Testing Definitions

Test-optional colleges, gives students the choice of whether or not to include SAT/ACT scores as part of their application for admission.

Test-blind colleges will **not** accept standardized test score submissions from **any** applicant to their school.

UC

UC will not consider SAT or ACT test scores when making admissions decisions or awarding scholarships. They may be used as an alternative method of fulfilling minimum requirements for eligibility or for course placement after you enroll. Note: SAT and ACT scores may only be reported in your application post-submission.

CSU

Optional; if you have taken or plan to take the ACT, SAT, AP, IB exams, you may include the information on the application. Reporting test scores is not required. SAT and ACT scores will not be used for determining who gets admitted into the CSU. If you are accepted, the campus will use official test scores to for placement into mathematics and English courses.



Step 3: Requesting a Letter of Recommendation

Counselor school report: Explains our school to the colleges including the way our GPA is calculated and how we rank student (we do not).

Counselor written evaluation: In most cases, your counselor must also write a letter for you. This letter is called a “written evaluation.”

Letter of recommendation: Colleges often ask for two or three recommendation letters from people who know you well. Often these are teachers. **Your teachers will know you need this information because you asked them in person and handed them a copy of your Letter of Recommendation Packet. THREE WEEKS NOTICE IS REQUIRED!**



Step 3: Requesting a Letter of Recommendation

- Complete the Letter of Recommendation Packet.
- Have your parents/guardians complete Parent/Guardian Questionnaire.
- Submit the packet to the Counseling Google Classroom. Be sure to send a copy to the teachers that you have ALREADY asked to write your LOR. DO this BEFORE you enter their name/email in Common Application or other request areas.
- It is imperative that you complete the information on the first page of the packet. Who the letter is for and how they will be receiving it for each school that you are applying to. List due dates for each school.
- Due Date: *October 5, 2023*. SUBMIT to Google Classroom.
- *If you have missed the October 5, 2023 deadline*, at minimum you need to give your counselor at least three weeks notice that a letter is needed before the deadline. It is more efficient for counselors to complete all forms at once. The three weeks does not include holidays or vacation.
- Don't forget to thank your recommenders.



Step 4: Completing College Applications

- Review a-g requirements: see requirements to the right
- Reporting repeated courses to colleges
 - UC/Private: want you to report all grades
 - CSU: only improved grade
- Courses completed outside of FHS (FLCC, Online-BYU): report grades and courses as listed on the original transcript
- Students with international high school transcripts : report grades and courses as listed on the **original HS transcript**
- Do NOT hide or falsify anything- colleges will revoke your admission

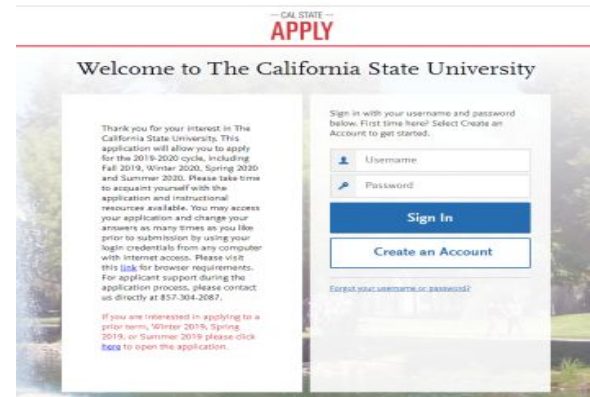


a. History/Social Science	2 Years Required
b. English	4 Years Required
c. Mathematics	3 Years Required / 4 Years Recommended Including Algebra 1, Geometry, and Algebra 2
d. Laboratory Science	2 Years Required / 3 Years Recommended Biology, Chemistry, Physics
e. Language other than English	2 Years Required / 3 Years Recommended *Must be the same language
f. Visual & Performing Arts	1 Year Required
g. College Preparatory Electives	1 Year Required From approved UC a-g course list



CSU-Application Highlights

- Application filing period: Oct 1-Nov 30
- No essay, transcripts or letters
- Grades are self reported



1. Log on to <https://www2.calstate.edu/apply> and create an account.
2. Complete the application by using your grades (a-g courses) found on your unofficial transcript.
3. Do not send an official transcript unless requested by a specific CSU campus via their portal after application submission.
4. Folsom does not send test scores. To send SAT scores, use code 3594 to send to CSU Apply/all campuses. Send official ACT scores to one CSU then use CSU Apply to share with other campuses.

This could be used for course placement.



UC-Application Highlights

- Application submission period: Aug. 1-Nov. 30
- Personal Insight Questions
- Grades are self reported
- No transcripts or letters of recommendation



1. On the [UC Undergraduate Admissions](#), select “Apply NOW” link.
2. Choose apply online, then “Start Application” to begin. “Create Account”
3. Complete the application using your grades (a-g courses) found on your unofficial transcript
4. Submit your application by Nov. 30th.
5. Sending official SAT/ACT scores to one UC will share with all UC campuses to which you apply. *Make sure you use the same first and last name on all documents.*

This could be used for course placement.



UC Personal Insight Questions

- You will have 8 questions to choose from. You must respond to 4 of the 8 questions.
- Each response is limited to a maximum of 350 words. Do not go over the word limit. Do not put additional written prompts in the optional section of the application
- Which questions you choose to answer is entirely up to you: But you should select questions that are most relevant to your experience and that best reflect your **individual circumstances**.
- All questions are equal: All are given equal consideration in the application review process, which means there is no advantage or disadvantage to choosing certain questions over others.
- There is no right or wrong way to answer these questions: It's about getting to know your personality, background, interests and achievements in your own unique voice. **It is best to think of this as a written interview.**
- Content is key.



Personal Insight Resources



Helpful Worksheet [Click Here](#)





Common Application Highlights

- Essay Questions
- Transcripts will be sent by your Counselor
- Letters of recommendation required for most



1. The Common Application- www.commonapp.org
2. Create Account
3. Add Schools to your list
4. Understand your college's specific requirements
5. Enter recommenders email into portal after you have spoken with them in person and provide them with a LOR packet
6. Complete the application with your grades found on your unofficial transcript
7. Send your test scores directly to each school via College Board and/or ACT.org



Step 4: Completing and Submitting your College Applications

- Submit your applications to your prospective colleges on time
- Do not wait until the last minute
- Read instructions





Step 5: Requesting a Transcript

Students have access to their unofficial transcripts through their Powerschool portal

Important Information:

UC/CSUs do not want your transcript UNTIL you graduate!

All Common App schools will automatically receive a transcript with the letter of recommendation.

Reasons why you will need to submit a request:

- An official that needs to go to a Non-Common App school
- Scholarship

Request your official transcript [here](#) (link is on counseling website)



Scholarship Resources

MORE MONEY
MORE CHANCES
TO GET COLLEGE PAID FOR!

ONLINE SEARCHES

Further your education with more scholarships by checking the websites listed below!

1. WWW.FASTWEB.COM
2. WWW.BIGFUTURE.COLLEGEBOARD.ORG
3. WWW.COLLEGEVIEW.COM
4. WWW.COLLEGE-SCHOLARSHIPS.COM
5. WWW.SCHOLARSHARE.COM
6. WWW.SCHOLARSHIPS.COM
7. WWW.SCHOLARSHIPHUNTER.COM
8. WWW.SCHOLARSHIPMONKEY.COM
9. WWW.STUDENTSCHOLARSHIPSEARCH.COM
10. WWW.IEFA.ORG/SCHOLARSHIPS (INTERNATIONAL & STUDY ABROAD)



NOTE: WE DO NOT ENDORSE USING A SCHOLARSHIP SEARCH ENGINE/SITE THAT REQUIRES A FEE. WE ARE NOT RESPONSIBLE FOR BROKEN LINKS AND/OR OUTDATED INFORMATION LISTED ON THESE SITES.



Financial Aid & Scholarships Office
Student Services Center
Sacramento State
6000 J Street • Mail Stop 6044
Sacramento, CA 95819-6044
(916) 278-6554 | www.csus.edu/financialaid



Continue to
check google
classroom for
scholarships!

College and Career Google Class Code:
7jxblyf



Financial Aid

Free Application for Federal Student Aid (FAFSA®)
available DECEMBER 2023 (date pending).

<https://studentaid.gov/h/apply-for-aid/fafsa>

Submission Deadline March 2, 2024

Financial Aid packages may include:

- ☐ gift aid-scholarship
- ☐ grants
- ☐ loans
- ☐ work study programs





Important Reminders

- Ask for a recommendation to the person you want to write it. Do not assume they will do it. Submit the LOR packet according to their directions-this may be different for each teacher. Counselor copy is submitted through Classroom.
- Any additional letters (coaches, research advisors, employers) must be mailed by the recommender independently
- Send all SAT/ACT scores directly from College Board or ACT. FHS does not send score reports! Send all your scores- do not hide them. Colleges will look at your best scores
- Use your official first and last name on all documents (application, test scores, etc)
- Use a specific email address for all college application correspondence- keep it professional and check often. Do NOT use your school email as this will not be available to you once you graduate.
- Set up and check college portals. Remember or write down your application login passwords and usernames
- Enter your courses and grades correctly- from your transcript NOT memory
- Enter ALL courses you have taken outside of FHS including online and Folsom Lake- do not hide this information. This is grounds for rescinding your college acceptance to all colleges for falsifying your information
- Earning a D or F in your senior year-notify the colleges you applied to
- Changing your courses and/or dropping a course second semester is grounds for rescinding your college acceptance



College Application Workshops

We are here to help you with your apps!

College Application Workshops Offer:

- ☐ An opportunity for you to ask counselors questions as you work through your applications
- ☐ A designated time and date for you to complete your application

Where :
Library

When:

- ☐ **September 21 (Common App and/or students with International transcripts)**
 - ☐ **October 5 (CSU/UC)**
 - ☐ **October 25 (CSU/UC)**
 - ☐ **November 16 (All Applications)**

During PAWS



College Visits on Campus

College Representatives will be coming both on campus and providing virtual meetings for our students!



**FCUSD College Fair
Oct 17th at FHS**

Click [HERE](#) for the up to date college visit list.

Also found in the senior google classroom and on FHS Website



Community College Applications

Community College Steps

1. **Complete Application (February 2024)**
2. **Attend New Student Orientation**
3. **Take your Assessment Tests**
4. **Attend an Academic Planning Session**
5. **Register for classes**
6. **Pay for classes***

Los Rios Community College District

www.losrios.edu

- American River Community College
- Cosumnes River Community College
- Folsom Lake Community College
- Sacramento City Community College

Sierra College

CA Promise

***Community Colleges now offer “First Year Free” for all first time, full-time students. Not income based. You must file a FAFSA. If you do not file FAFSA, you will be required to pay. There may be other fees. <https://promise.losrios.edu/>**



Career Exploration - On Your Own Activity

Los Rios PathwayU Career Exploration

The PathwayU experience begins with 2 brief questionnaires and 4 assessments:

- The 2 questionnaires help to identify where you are in your career exploration and finding purpose journey.
- The 4 assessments: Interests, Values, Personality and Workplace Preference, help PathwayU suggest careers you may find satisfactory and meaningful. All questionnaires and assessments typically take between 20-25 minutes to complete.



Thank you!

Questions?